




 Food and Agriculture Organization of the United Nations		Somalia Updated Acute Malnutrition Prevalence by District (January-December 2026)			 FSNAU Food Security and Nutrition Analysis Unit - Somalia	
May 23, 2026						
Region	District	Severe Acute Malnutrition (SAM)	Moderate Acute Malnutrition (MAM)	Global Acute Malnutrition (GAM)	AMN Severity	
Awdal	Borama	0.9%	6.8%	7.8%	Alert	LEGEND:
Awdal	Baki	0.9%	7.2%	8.1%	Alert	AMN Severity
Awdal	Lughaye	0.9%	7.3%	8.2%	Alert	Acceptable
Awdal	Zeylac	0.8%	7.3%	8.1%	Alert	Alert
W. Galbeed	Hargeysa	1.4%	6.4%	7.8%	Alert	Serious
W. Galbeed	Berbera	0.8%	7.4%	8.1%	Alert	Critical
W. Galbeed	Gebiley	1.1%	6.2%	7.3%	Alert	Extremely
Togdheer	Burco	2.0%	5.3%	7.3%	Alert	Critical
Togdheer	Buuhoodle	2.1%	5.3%	7.4%	Alert	
Togdheer	Owdweyne	2.0%	5.5%	7.5%	Alert	
Togdheer	Sheikh	0.8%	7.0%	7.9%	Alert	
Sool	Laas Caanood	1.9%	8.4%	10.3%	Serious	
Sool	Caynabo	1.7%	10.2%	11.8%	Serious	
Sool	Taleex	1.6%	10.1%	11.7%	Serious	
Sool	Xudun	1.7%	11.9%	13.5%	Serious	
Sanaag	Ceerigaabo	3.9%	13.0%	16.8%	Critical	
Sanaag	Ceel Afweyn	2.0%	11.0%	13.0%	Serious	
Sanaag	Laasqoray	2.3%	10.1%	12.4%	Serious	
Bari	Bossaso	3.4%	13.5%	16.9%	Critical	
Bari	Bandarbeyla	2.2%	10.9%	13.1%	Serious	
Bari	Caluula	3.3%	13.7%	17.0%	Critical	
Bari	Iskushuban	2.9%	12.8%	15.7%	Critical	
Bari	Qandala	3.2%	13.6%	16.8%	Critical	
Bari	Qardho	2.4%	11.4%	13.8%	Serious	
Nugaal	Garoowe	2.5%	12.1%	14.7%	Serious	
Nugaal	Burtinle	3.4%	13.2%	16.6%	Critical	
Nugaal	Eyl	2.2%	11.3%	13.5%	Serious	
Mudug	Gaalkacyo	2.2%	11.8%	14.0%	Serious	
Mudug	Galdogob	3.1%	13.4%	16.5%	Critical	
Mudug	Hobyo	1.6%	13.2%	14.8%	Serious	
Mudug	Jariiban	1.7%	13.3%	15.0%	Critical	
Mudug	Xarardheere	2.2%	10.2%	12.4%	Serious	
Galgaduud	Dhuusamarreeb	1.6%	12.7%	14.3%	Serious	
Galgaduud	Cabudwaaq	2.2%	6.2%	8.4%	Alert	
Galgaduud	Cadaado	1.9%	9.6%	11.5%	Serious	
Galgaduud	Ceel Buur	1.5%	13.3%	14.8%	Serious	
Galgaduud	Ceel Dheer	2.4%	9.8%	12.3%	Serious	
Hiraan	Belet Weyne	2.8%	13.1%	16.0%	Critical	
Hiraan	Bulo Burto	2.2%	11.1%	13.3%	Serious	
Hiraan	Jalalaqsi	2.2%	11.3%	13.5%	Serious	
M. Shabelle	Jowhar	2.6%	12.6%	15.3%	Critical	
M. Shabelle	Adan Yabaal	2.5%	9.8%	12.3%	Serious	

 Food and Agriculture Organization of the United Nations		Somalia Updated Acute Malnutrition Prevalence by District (January-December 2026)			 FSNAU Food Security and Nutrition Analysis Unit - Somalia	
May 23, 2026						
Region	District	Severe Acute Malnutrition (SAM)	Moderate Acute Malnutrition (MAM)	Global Acute Malnutrition (GAM)	AMN Severity	
M. Shabelle	Balcad	2.7%	12.5%	15.2%	Critical	LEGEND:
M. Shabelle	Cadale	2.5%	9.9%	12.3%	Serious	AMN Severity
Banadir	Cabdulasis	2.1%	10.7%	12.8%	Serious	Acceptable
Banadir	Bondhere	2.1%	10.0%	12.1%	Serious	Alert
Banadir	Daynile	2.2%	13.7%	16.0%	Critical	Serious
Banadir	Dharkenley	2.1%	10.2%	12.3%	Serious	Critical
Banadir	Hamar Jabjab	2.1%	10.0%	12.1%	Serious	Extremely
Banadir	Hamar Weyne	2.1%	10.1%	12.2%	Serious	Critical
Banadir	Hawl Wadaag	2.1%	10.3%	12.4%	Serious	
Banadir	Hodan	2.2%	11.8%	14.0%	Serious	
Banadir	Heliwa	2.1%	10.0%	12.1%	Serious	
Banadir	Kahda	2.3%	14.8%	17.1%	Critical	
Banadir	Karaan	2.1%	10.1%	12.2%	Serious	
Banadir	Shangaani	2.1%	10.3%	12.4%	Serious	
Banadir	Shibis	2.1%	10.0%	12.2%	Serious	
Banadir	Waaberi	2.1%	10.1%	12.2%	Serious	
Banadir	Wadajir (Medina)	2.1%	10.0%	12.1%	Serious	
Banadir	Wardhigley	2.1%	10.2%	12.3%	Serious	
Banadir	Yaaqshid	2.1%	10.0%	12.1%	Serious	
L. Shabelle	Marka	2.4%	11.5%	14.0%	Serious	
L. Shabelle	Afgooye	2.7%	12.7%	15.4%	Critical	
L. Shabelle	Baraawe	2.7%	13.1%	15.9%	Critical	
L. Shabelle	Kurtunwaarey	2.5%	12.0%	14.5%	Serious	
L. Shabelle	Qoryooley	2.5%	12.0%	14.5%	Serious	
L. Shabelle	Sablaale	2.6%	12.4%	15.0%	Critical	
L. Shabelle	Wanla Weyn	2.9%	13.7%	16.5%	Critical	
Bay	Baydhaba	4.5%	14.6%	19.0%	Critical	
Bay	Buur Hakaba	9.0%	24.3%	33.3%	Extremely Critical	
Bay	Diinsoor	4.3%	16.3%	20.6%	Critical	
Bay	Qansax Dheere	3.9%	13.8%	17.7%	Critical	
Bakool	Xudur	3.5%	13.0%	16.5%	Critical	
Bakool	Ceel Barde	5.4%	18.6%	24.0%	Critical	
Bakool	Tayeeglow	4.1%	14.0%	18.1%	Critical	
Bakool	Waajid	1.9%	9.3%	11.2%	Serious	
Bakool	Rab Dhuure	3.8%	13.3%	17.1%	Critical	
Gedo	Garbahaarey	1.7%	10.6%	12.3%	Serious	
Gedo	Baardheere	1.3%	5.7%	6.9%	Alert	
Gedo	Belet Xaawo	1.7%	12.6%	14.3%	Serious	
Gedo	Ceel Waaq	1.8%	12.0%	13.8%	Serious	
Gedo	Doolow	2.1%	11.1%	13.2%	Serious	
Gedo	Luuq	2.0%	11.3%	13.3%	Serious	

 Food and Agriculture Organization of the United Nations		Somalia Updated Acute Malnutrition Prevalence by District (January-December 2026)			 FSNAU Food Security and Nutrition Analysis Unit - Somalia	
May 23, 2026						
Region	District	Severe Acute Malnutrition (SAM)	Moderate Acute Malnutrition (MAM)	Global Acute Malnutrition (GAM)	AMN Severity	
M. Juba	Bu'aale	1.5%	7.9%	9.5%	Alert	LEGEND:
M. Juba	Jilib	1.8%	8.6%	10.4%	Serious	AMN Severity
M. Juba	Saakow	1.9%	8.6%	10.5%	Serious	Acceptable
L. Juba	Kismaayo	1.7%	10.1%	11.8%	Serious	Alert
L. Juba	Afmadow	1.9%	8.0%	10.0%	Serious	Serious
L. Juba	Badhaadhe	2.1%	12.6%	14.7%	Serious	Critical
L. Juba	Jamaame	1.9%	8.9%	10.8%	Serious	Extremely
						Critical
						<5%
						5-9.9%
						10-14.9%
						15-29.9%
						≥30%

Notes: Results from five nutrition surveys conducted in April 2026 were used for updating the prevalence estimates in the surveyed areas.