


 Food and Agriculture Organization of the United Nations		Somalia 2023 Post Deyr Acute Malnutrition Prevalence by District				 FSNAU Food Security and Nutrition Analysis Unit - Somalia		
March 6, 2024		Median Acute Malnutrition Prevalence (%)						
Region	District	Moderate Acute Malnutrition (MAM)	Severe Acute Malnutrition (SAM)	Global Acute Malnutrition (GAM)	Global Acute Malnutrition (GAM) AMN Classification	LEGEND:		
						IPC AMN Phase		GAM (%)
Awdal	Baki	9.5%	2.3%	11.8%	Serious	Acceptable	Phase 1	<5%
Awdal	Borama	9.5%	2.3%	11.8%	Serious	Alert	Phase 2	5-9.9%
Awdal	Lughaye	9.2%	2.0%	11.2%	Serious	Serious	Phase 3	10-14.9%
Awdal	Zeylac	8.3%	2.2%	10.5%	Serious	Critical	Phase 4	15-29.9%
Bakool	Ceel Barde	14.4%	5.6%	20.0%	Critical	Extremely Critical	Phase 5	≥30%
Bakool	Rab Dhuure	17.1%	5.1%	22.2%	Critical			
Bakool	Tayeeglow	17.1%	5.1%	22.2%	Critical			
Bakool	Waajid	11.6%	3.8%	15.4%	Critical			
Bakool	Xudur	15.8%	5.1%	20.9%	Critical			
Banadir	Banadir	14.0%	3.5%	17.5%	Critical			
Bari	Bandarbayla	10.1%	1.2%	11.3%	Serious			
Bari	Bossaso	10.1%	1.2%	11.3%	Serious			
Bari	Caluula	10.4%	1.7%	12.1%	Serious			
Bari	Iskushuban	10.1%	1.2%	11.3%	Serious			
Bari	Qandala	11.5%	2.0%	13.5%	Serious			
Bari	Qardho	12.8%	2.8%	15.6%	Critical			
Bay	Baydhaba/Bardaale	15.7%	4.8%	20.5%	Critical			
Bay	Buur Hakaba	16.0%	4.8%	20.8%	Critical			
Bay	Diinsoor	15.7%	4.8%	20.5%	Critical			
Bay	Qansax Dheere	15.7%	4.8%	20.5%	Critical			
Galgaduud	Cabudwaaq	16.3%	2.9%	19.2%	Critical			
Galgaduud	Cadaado	17.1%	3.4%	20.4%	Critical			
Galgaduud	Ceel Buur	14.0%	2.9%	16.9%	Critical			
Galgaduud	Ceel Dheer	9.8%	2.2%	12.0%	Serious			
Galgaduud	Dhuusamarreeb	16.3%	3.1%	19.4%	Critical			
Gedo	Baardheere	10.2%	1.2%	11.4%	Serious			
Gedo	Belet Xaawo	14.2%	1.9%	16.1%	Critical			
Gedo	Ceel Waaq	12.0%	1.2%	13.2%	Serious			
Gedo	Doolow	13.8%	1.9%	15.7%	Critical			
Gedo	Garbahaarey	10.2%	1.4%	11.6%	Serious			
Gedo	Luuq	13.8%	1.9%	15.7%	Critical			
Hiraan	Belet Weyne	14.8%	3.7%	18.5%	Critical			
Hiraan	Bulo Burto	14.8%	3.7%	18.5%	Critical			
Hiraan	Jalalaqsi	16.9%	4.1%	21.0%	Critical			
Lower Juba	Afmadow/Xagar	15.2%	3.7%	18.9%	Critical			
Lower Juba	Badhaadhe	11.8%	2.4%	14.2%	Serious			
Lower Juba	Jamaame	11.9%	2.9%	14.8%	Serious			
Lower Juba	Kismayo	11.9%	2.7%	14.6%	Serious			
Lower Shabelle	Afgooye	14.0%	3.5%	17.5%	Critical			
Lower Shabelle	Baraawe	14.1%	3.8%	17.9%	Critical			
Lower Shabelle	Kurtunwaarey	14.1%	3.8%	17.9%	Critical			
Lower Shabelle	Marka	12.9%	3.5%	16.4%	Critical			
Lower Shabelle	Qoryooley	14.1%	3.5%	17.6%	Critical			
Lower Shabelle	Sablaale	14.1%	3.8%	17.9%	Critical			
Lower Shabelle	Wanla Weyn	14.4%	3.4%	17.8%	Critical			
Middle Juba	Bu'aale	12.6%	2.7%	15.3%	Critical			
Middle Juba	Jilib	11.9%	2.7%	14.6%	Serious			
Middle Juba	Saakow/Salagle	12.6%	2.9%	15.5%	Critical			
Middle Shabelle	Adan Yabaal	11.9%	2.7%	14.6%	Serious			
Middle Shabelle	Balcad	11.9%	3.5%	15.4%	Critical			
Middle Shabelle	Cadale	14.0%	3.2%	17.2%	Critical			
Middle Shabelle	Jowhar	14.0%	3.5%	17.5%	Critical			
Mudug	Gaalkacyo	17.3%	2.9%	20.2%	Critical			
Mudug	Galdogob	17.3%	2.9%	20.2%	Critical			
Mudug	Hobyo	13.9%	3.1%	17.0%	Critical			
Mudug	Jariiban	16.8%	2.9%	19.7%	Critical			

 Food and Agriculture Organization of the United Nations		Somalia 2023 Post Deyr Acute Malnutrition Prevalence by District				 FSNAU Food Security and Nutrition Analysis Unit - Somalia		
March 6, 2024		Median Acute Malnutrition Prevalence (%)						
Region	District	Moderate Acute Malnutrition (MAM)	Severe Acute Malnutrition (SAM)	Global Acute Malnutrition (GAM)	Global Acute Malnutrition (GAM) AMN Classification	LEGEND:		
						IPC AMN Phase		GAM (%)
Mudug	Xarardheere	9.8%	2.2%	12.0%	Serious	Acceptable	Phase 1	<5%
Nugaal	Burtinle	9.0%	2.3%	11.3%	Serious	Alert	Phase 2	5-9.9%
Nugaal	Eyl	9.6%	1.8%	11.3%	Serious	Serious	Phase 3	10-14.9%
Nugaal	Garowe	9.6%	1.8%	11.3%	Serious	Critical	Phase 4	15-29.9%
Sanaag	Ceel Afweyn	7.6%	1.2%	8.8%	Alert	Extremely Critical	Phase 5	≥30%
Sanaag	Ceerigaabo	7.6%	0.9%	8.5%	Alert			
Sanaag	Laasqoray/Badhan	7.6%	0.9%	8.5%	Alert			
Sool	Caynabo	7.0%	1.7%	8.6%	Alert			
Sool	Laas Caanood	6.9%	1.4%	8.3%	Alert			
Sool	Taleex	6.6%	1.2%	7.8%	Alert			
Sool	Xudun	6.7%	1.3%	8.0%	Alert			
Togdheer	Burco	9.1%	2.3%	11.4%	Serious			
Togdheer	Buuhoodle	7.8%	2.0%	9.7%	Alert			
Togdheer	Owdweyne	9.7%	2.6%	12.3%	Serious			
Togdheer	Sheikh	9.1%	2.9%	11.9%	Serious			
Woqooyi Galbeed	Berbera	8.4%	2.0%	10.4%	Serious			
Woqooyi Galbeed	Gebiley	9.2%	2.3%	11.5%	Serious			
Woqooyi Galbeed	Hargeysa	8.8%	2.1%	10.9%	Serious			