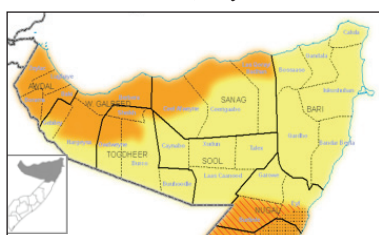
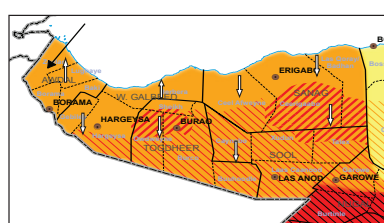


Progression of Rural Humanitarian Situation for NW Regions from *Deyr '08/09* to *Gu '09*

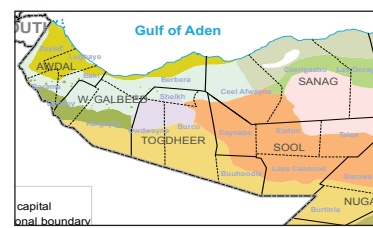
Rural IPC, *Deyr '08/09*



Rural IPC, *Gu '09*



Livelihood Zones



NW Regions and Districts	UNDP 2005 Rural Population	Assessed and High Risk Population in AFLC and HE			
		Deyr 2008-9		GU 09	
		Acute Food and Livelihood Crisis (AFLC)	Humanitarian Emergency (HE)	Acute Food and Livelihood Crisis (AFLC)	Humanitarian Emergency (HE)
Awdal					
Baki	16,923	2,000	0	2,000	0
Borama	132,695	12,000	0	17,000	0
Lughaye	22,094	3,000	0	2,000	0
Zeylac	22,801	3,000	0	2,000	0
Sub-total	194,513	20,000	0	23,000	0
Woqooyi Galbeed					
Berbera	18,683	1,000	0	1,000	0
Gebiley	53,717	1,000	0	5,000	0
Hargeysa	137,513	4,000	0	26,000	0
Sub-total	209,913	6,000	0	32,000	0
Togdheer					
Burco	191,748	2,000	0	53,000	2,000
Buuhoodle	28,821	0	0	8,000	0
Owdweyne	30,924	1,000	0	8,000	1,000
Sheikh	27,400	5,000	0	7,000	1,000
Sub-total	278,893	8,000	0	76,000	4,000
Sanaag					
Ceel Afweyn	53,638	3,000	0	16,000	1,000
Ceerigaabo	83,748	4,000	0	23,000	4,000
Laasqoray/Badhan	76,902	3,000	0	34,000	11,000
Sub-total	214,288	10,000	0	73,000	16,000
Sool					
Caynabo	24,026	0	0	7,000	0
Laas Caanood	50,606	0	0	15,000	0
Taleex	20,983	0	0	7,000	1,000
Xudun	15,528	0	0	6,000	1,000
Sub-total	111,143	0	0	35,000	2,000
Grand Total	1,008,750	44,000	0	239,000	22,000
TOTAL POPULATION IN AFLC & HE		44,000		261,000	

NW Livelihood Zones	Estimated Population of Affected Livelihood Zones	Assessed and High Risk Population in AFLC and HE			
		Deyr 2008-9		GU 2009	
		Acute Food and Livelihood Crisis (AFLC)	Humanitarian Emergency (HE)	Acute Food and Livelihood Crisis (AFLC)	Humanitarian Emergency (HE)
Awdal					
NW Irrigated: Vegetables	1,133	0	0	17,000	0
Fishing	1,149	0	0	0	0
Golis Pastoral	74,592	6,000	0	3,000	0
Guban Pastoral	42,612	6,000	0	3,000	0
NWAgro-past: Sorghum, cattle	75,026	8,000	0	10,000	0
Sub-total	194,513	20,000	0	23,000	0
Woqooyi Galbeed					
Fishing	1,437	0	0	0	0
Golis Pastoral	67,455	2,000	0	2,000	0
Hawd Pastoral	70,830	0	0	20,000	0
NWAgro-past: Sorghum, cattle	70,191	4,000	0	10,000	0
Sub-total	209,913	6,000	0	32,000	0
Togdheer					
Golis-Guban pastoral: Goats, camel	23,698	4,000	0	6,000	0
Hawd Pastoral	223,347	0	0	62,000	0
Nugal Valley Pastoral: Sheep & camel	11,984	0	0	4,000	0
Togdheer Agro-past: Sorghum, cattle	19,864	4,000	0	4,000	4,000
Sub-total	278,893	8,000	0	76,000	4,000
Sanaag					
Coastal Deeh: sheep	8,819	0	0	0	0
Fishing	6,374	0	0	0	0
Golis-Guban pastoral: Goats, camel	56,596	10,000	0	15,000	0
Kakaar pastoral: sheep & goats	30,415	0	0	7,000	0
Nugal Valley Pastoral: Sheep & camel	37,396	0	0	11,000	0
Potato Zone & Vegetables	7,052	0	0	1,000	0
Sool-Sanag Plateau Pastoral	67,636	0	0	39,000	16,000
Sub-total	214,288	10,000	0	73,000	16,000
Sool					
Hawd Pastoral	30,108	0	0	8,000	0
Nugal valley-lowland pastoral: Sheep, camel	72,608	0	0	22,000	0
Sool-Sanag Plateau Pastoral	8,427	0	0	5,000	2,000
Sub-total	111,143	0	0	35,000	2,000
GRAND TOTAL		44,000	0	239,000	22,000
TOTAL POPULATION IN AFLC & HE		44,000		261,000	