


 Food and Agriculture Organization of the United Nations		Somalia 2024 Post Gu Acute Malnutrition Median Prevalence by District (Estimated)			 FSNAU Food Security and Nutrition Analysis Unit - Somalia		
September 25, 2024							
Region	District	Severe Acute Malnutrition (SAM)	Moderate Acute Malnutrition (MAM)	Global Acute Malnutrition (GAM)	IPC AMN Phases		
Awdal	Borama	1.6%	9.5%	11.0%	Serious	LEGEND:	
Awdal	Baki	1.6%	9.5%	11.0%	Serious	IPC AMN Phase	GAM (%)
Awdal	Lughaye	1.6%	9.5%	11.0%	Serious	Acceptable	Phase 1 <5%
Awdal	Zeylac	1.4%	9.6%	10.6%	Serious	Alert	Phase 2 5-9.9%
W. Galbeed	Hargeysa	1.4%	8.6%	10.8%	Serious	Serious	Phase 3 10-14.9%
W. Galbeed	Berbera	1.1%	9.5%	10.6%	Serious	Critical	Phase 4 15-29.9%
W. Galbeed	Gebiley	1.6%	9.4%	11.0%	Serious	Extremely Critical	Phase 5 ≥30%
Togdheer	Burco	1.3%	8.7%	10.0%	Serious		
Togdheer	Buuhoodle	0.7%	7.3%	7.9%	Alert		
Togdheer	Owdweyne	1.6%	9.4%	11.0%	Serious		
Togdheer	Sheikh	1.3%	8.7%	10.0%	Serious		
Sool	Laas Caanood	0.9%	8.0%	8.8%	Alert		
Sool	Caynabo	1.1%	8.6%	9.8%	Alert		
Sool	Taleex	1.4%	9.3%	10.7%	Serious		
Sool	Xudun	1.1%	8.6%	9.8%	Alert		
Sanaag	Ceerigaabo	1.8%	9.5%	12.2%	Serious		
Sanaag	Ceel Afweyn	1.8%	9.5%	12.2%	Serious		
Sanaag	Laasqoray/Badhaqo	1.8%	9.5%	12.2%	Serious		
Bari	Bossaso	3.3%	10.3%	14.9%	Serious		
Bari	Bandarbayla	1.5%	8.2%	9.7%	Alert		
Bari	Caluula	4.0%	12.0%	15.9%	Critical		
Bari	Iskushuban	3.3%	10.3%	14.9%	Serious		
Bari	Qandala	3.9%	12.0%	15.9%	Critical		
Bari	Qardho	4.4%	10.3%	14.9%	Serious		
Nugaal	Garowe	1.1%	7.1%	8.1%	Alert		
Nugaal	Burtinle	1.4%	6.0%	7.1%	Alert		
Nugaal	Eyl	1.4%	8.2%	9.4%	Alert		
Mudug	Gaalkacyo	1.8%	14.1%	16.2%	Critical		
Mudug	Galdogob	2.1%	16.2%	18.0%	Critical		
Mudug	Hobyo	1.5%	11.5%	12.9%	Serious		
Mudug	Jariiban	1.8%	14.1%	16.2%	Critical		
Mudug	Xarardheere	1.5%	11.5%	12.9%	Serious		
Galgaduud	Dhuusamarreeb	1.6%	12.6%	15.5%	Critical		
Galgaduud	Cabudwaaq	3.7%	14.4%	18.0%	Critical		
Galgaduud	Cadaado	2.8%	11.6%	14.4%	Serious		
Galgaduud	Ceel Buur	1.5%	11.5%	12.9%	Serious		
Galgaduud	Ceel Dheer	1.5%	11.5%	12.9%	Serious		
Hiraan	Belet Weyne	4.9%	17.9%	21.8%	Critical		
Hiraan	Bulo Burto	2.3%	10.6%	12.9%	Serious		
Hiraan	Jalalaqsi	6.0%	19.5%	25.5%	Critical		
M. Shabelle	Jowhar	2.6%	15.0%	17.6%	Critical		
M. Shabelle	Adan Yabaal	3.3%	6.1%	9.4%	Alert		
M. Shabelle	Balcad	2.4%	14.4%	17.5%	Critical		

 Food and Agriculture Organization of the United Nations		Somalia 2024 Post Gu Acute Malnutrition Median Prevalence by District (Estimated)			 FSNAU Food Security and Nutrition Analysis Unit - Somalia		
September 25, 2024							
Region	District	Severe Acute Malnutrition (SAM)	Moderate Acute Malnutrition (MAM)	Global Acute Malnutrition (GAM)	IPC AMN Phases		
M. Shabelle	Cadale	2.2%	11.5%	14.0%	Serious	LEGEND:	
Banadir	Banadir	1.2%	13.2%	14.4%	Serious	IPC AMN Phase	GAM (%)
L. Shabelle	Marka	2.6%	16.0%	18.4%	Critical	Acceptable	Phase 1 <5%
L. Shabelle	Afgooye	2.6%	15.4%	17.6%	Critical	Alert	Phase 2 5-9.9%
L. Shabelle	Baraawe	3.3%	16.0%	18.4%	Critical	Serious	Phase 3 10-14.9%
L. Shabelle	Kurtunwaarey	2.6%	14.4%	17.5%	Critical	Critical	Phase 4 15-29.9%
L. Shabelle	Qoryooley	2.6%	14.4%	17.5%	Critical	Extremely Critical	Phase 5 ≥30%
L. Shabelle	Sablaale	2.6%	14.4%	17.5%	Critical		
L. Shabelle	Wanla Weyn	2.6%	16.0%	18.4%	Critical		
Bay	Baydhaba/Bardaa	8.2%	14.5%	22.7%	Critical		
Bay	Buur Hakaba	8.7%	15.9%	24.6%	Critical		
Bay	Diinsoor	8.2%	14.5%	22.7%	Critical		
Bay	Qansax Dheere	8.2%	14.5%	22.7%	Critical		
Bakool	Xudur	8.2%	14.5%	22.7%	Critical		
Bakool	Ceel Barde	4.6%	12.3%	16.9%	Critical		
Bakool	Tayeeglow	6.7%	14.1%	20.8%	Critical		
Bakool	Waajid	8.2%	14.5%	22.7%	Critical		
Bakool	Rab Dhuure	4.6%	12.3%	16.9%	Critical		
Gedo	Garbahaarey	1.4%	11.3%	12.6%	Serious		
Gedo	Baardheere	1.4%	10.1%	11.4%	Serious		
Gedo	Belet Xaawo	2.6%	11.7%	14.0%	Serious		
Gedo	Ceel Waaq	1.3%	10.3%	11.6%	Serious		
Gedo	Doolow	2.6%	11.7%	14.0%	Serious		
Gedo	Luuq	2.6%	11.7%	14.0%	Serious		
M. Juba	Bu'aale	2.6%	15.1%	19.1%	Critical		
M. Juba	Jilib	2.6%	11.8%	14.0%	Serious		
M. Juba	Saakow/Salagle	2.6%	15.1%	19.1%	Critical		
L. Juba	Kismayo	1.8%	11.4%	13.0%	Serious		
L. Juba	Afmadow/Xagar	1.8%	11.4%	13.0%	Serious		
L. Juba	Badhaadhe	2.2%	11.6%	13.5%	Serious		
L. Juba	Jamaame	1.8%	11.8%	13.0%	Serious		